

MITJET SERIES

SPA EURO RACE 2014

RACE 1 (8 laps, 56,0 km. / Max. 20')

Provisional Classification

Drivers	Team	Vehicle	Class	Laps	Total Time	Gap	Avg Kph	Best Lap	Avg Kph
1 92 Ronald BASSO	BM92		ST	8	25:10.466	-	133.5	4 2:33.083	164.7
2 7 Rudy SERVOL	CAP LIBERTE		ST	8	25:11.688	+1.222	133.4	4 2:33.910	163.8
3 11 Gregor RAYMONDIS	ACOM		ST	8	25:12.824	+2.358	133.3	2 2:34.512	163.2
4 56 Jean EMERIC	JB EMERIC		ST	8	25:14.028	+3.562	133.2	2 2:35.253	162.4
5 2 Olivier PERNAUT/Jean-Noel LANCTUIT	VIP CHALLENGE		ST	8	25:14.437	+3.971	133.2	2 2:35.554	162.1
6 101 Rodolphe WALLGREN/Benjamin CASADIO TASTU	AGS EVENTS		ST	8	25:15.139	+4.673	133.1	4 2:36.743	160.9
7 23 Laurent RICHARD	BM92		ST	8	25:16.034	+5.568	133.1	3 2:36.777	160.8
8 1 Dmitrienko MAXIM	VIP CHALLENGE		ST	8	25:16.882	+6.416	133.0	3 2:38.769	158.8
9 3 Jean-Philippe DAYRAUT	ARCTIC RACING		ST	8	25:17.259	+6.793	132.9	3 2:33.130	164.7
10 30 Gregory DRIOT/Steve WARSON	CLASSIC & MODERN RACING		ST	8	25:17.364	+6.898	132.9	3 2:40.263	157.3
11 19 Andre BORDAS	BORDAS		ST	8	25:19.938	+9.472	132.7	3 2:39.664	157.9
12 6 Patrick LHOSTE/Cedric GOUMAZ	MULLER RACING		ST	8	25:21.263	+10.797	132.6	3 2:46.051	151.8
13 78 Stephane GEORGE	NO LIMIT		M2L	8	25:24.929	+14.463	132.3	5 2:48.781	149.4
14 68 Yann EHRLACHER	MULLER RACING		M2L	8	25:25.233	+14.767	132.3	5 2:47.960	150.1
15 46 Stephane BAILLY/Geoffrey DE NARDA	NO LIMIT		ST	8	25:26.186	+15.720	132.2	5 2:46.198	151.7
16 97 Antoine JUNG	MULLER RACING		M2L	8	25:26.982	+16.516	132.1	3 2:49.591	148.7
17 100 Christophe CARRIERE	AGS EVENTS		M2L	8	25:30.610	+20.144	131.8	3 2:51.362	147.1
18 94 Olivier FOUILLAT	SMB		M2L	8	25:30.756	+20.290	131.8	2 2:50.336	148.0
19 13 Romano RICCI	SKR		M2L	8	25:31.355	+20.869	131.7	5 2:48.120	150.0
20 40 Olivier DESRAYAUD	AGS EVENTS		M2L	8	25:32.911	+22.445	131.6	2 2:52.343	146.3
21 32 Guillaume RAYNAUD/Juliette PALACIN	J2F		M2L	8	25:34.432	+23.966	131.5	3 2:52.461	146.2
22 110 Benjamin CASADIO TASTU/Rodolphe WALLGREN	AGS EVENTS		M2L	8	25:35.115	+24.649	131.4	4 2:53.013	145.7
23 71 Christophe GILTAIRE	SKR		M2L	8	25:36.373	+25.907	131.3	4 2:54.345	144.6
24 111 Mikhaïl MAKAROVSKIY	ARCTIC RACING		M2L	8	25:36.704	+26.238	131.3	4 2:55.355	143.8
25 90 Hubert TERRIER/Eric HERR	NO LIMIT		M2L	8	25:38.024	+27.558	131.2	4 2:54.935	144.1
26 55 Hugo MARTINET/Franck PEYRI	MARTINET RACING		M2L	8	25:39.498	+29.032	131.0	2 2:58.963	140.9
27 12 Antonio CARRISI/Jean PAPAUX	CARDECO RACING		M2L	8	25:40.356	+29.890	131.0	4 2:57.967	141.7
28 28 Axel FISCHER/Patrick LHOSTE	VIP CHALLENGE		M2L	8	25:41.408	+30.942	130.9	4 2:58.340	141.4
29 53 Jean PLEUVRY	MULLER RACING		M2L	8	25:42.828	+32.362	130.7	3 3:02.427	138.2
30 117 Sergey EGOROV	ARCTIC RACING		M2L	8	25:43.643	+33.177	130.7	3 3:01.092	139.2
31 21 Frederic HERBERT/Christophe SAGNE	AGS EVENTS		M2L	8	25:44.927	+34.461	130.6	4 3:00.864	139.4
32 166 Stanislav YARVOY	ARCTIC RACING		M2L	8	25:46.030	+35.564	130.5	4 3:01.483	138.9
33 54 Philippe DURST/Charles DURST	NO LIMIT		M2L	8	25:46.495	+36.029	130.4	4 3:01.292	139.1
34 177 Igor MURAVLEV	ARCTIC RACING		M2L	8	25:47.348	+36.882	130.4	4 3:02.597	138.1
35 77 Benjamin LAGIER	NO LIMIT		ST	8	25:50.173	+39.707	130.1	4 2:41.158	156.5
36 9 Nicolas GOMAR/Stephane BARBUSSE	AGS EVENTS		M2L	8	25:54.388	+43.922	129.8	5 2:48.691	149.5
37 8 Manu DAMIANI	AGS EVENTS		M2L	8	25:56.114	+45.648	129.6	4 2:49.403	148.8
38 10 Julien LAMBERT	BM92		M2L	8	25:58.032	+47.566	129.5	3 2:49.796	148.5
39 197 Povilas JANKAVICIUS	ARCTIC RACING		M2L	8	25:59.213	+48.747	129.4	3 2:49.797	148.5
40 133 Stanislav SERENZHENKOV	ARCTIC RACING		M2L	8	26:00.992	+50.526	129.2	3 2:52.320	146.3
41 64 Georges BARBOSA FERREIRA/Fabien BOERI	MULLER RACING		M2L	8	26:07.175	+56.709	128.7	4 2:55.159	144.0

Not classified:

4 Christian BOTTEMANNE/Sacha BOTTEMANNE	NO LIMIT		ST	4	10:27.218			2 2:35.556	162.1
41 Alexis ROGER	VIP CHALLENGE		M2L	4	11:39.793			3 2:51.137	147.3
89 Didier DUMAINE/Nicolas GOMAR	AGS EVENTS		ST	3	8:25.105			2 2:41.540	156.1
5 Alexey MAYOROV	VIP CHALLENGE		M2L	3	13:51.426				
61 Jean-Philippe GRENIER/Jacques-Olivier BRU	BM92		M2L						
79 Lauris NAUROY	AGS EVENTS		M2L						


Pole Position		R. BASSO	2:31.955	165.9 Kph
Fastest Lap	Lap 4	Ronald BASSO	2:33.083	164.7 Kph

30 SECONDS PENALTY FOR CARS N° 8, 9, 10, 64, 197 DUE TO JUMP START / 77 DUE TO PITLANE OVERSPEED / 133 DUE TO TRACK LIMITS

Published at:

Track Status: **DRY**

Race Director:	Timekeeper:
-----------------------	--------------------



MITJET SERIES

SPA EURO RACE 2014

RACE 1

Provisional Classification by Class

Nr. Drivers	Team	Car	Laps	Total Time	Gap	Kph	Best Lap		
							Lap	Time	Kph
M2L									
1	78 S. GEORGE	NO LIMIT	8	25:24.929		132.3	5	2:48.781	149.4
2	68 Y. EHRLACHER	MULLER RACING	8	25:25.233	+0.304	132.3	5	2:47.960	150.1
3	97 A. JUNG	MULLER RACING	8	25:26.982	+2.053	132.1	3	2:49.591	148.7
4	100 C. CARRIERE	AGS EVENTS	8	25:30.610	+5.681	131.8	3	2:51.362	147.1
5	94 O. FOUILLAT	SMB	8	25:30.756	+5.827	131.8	2	2:50.336	148.0
6	13 R. RICCI	SKR	8	25:31.335	+6.406	131.7	5	2:48.120	150.0
7	40 O. DESRAYAUD	AGS EVENTS	8	25:32.911	+7.982	131.6	2	2:52.343	146.3
8	32 G. RAYNAUD / J. PALACIN	J2F	8	25:34.432	+9.503	131.5	3	2:52.461	146.2
9	110 B. CASADIO TASTU / R. WALLGREN	AGS EVENTS	8	25:35.115	+10.186	131.4	4	2:53.013	145.7
10	71 C. GILTAIRE	SKR	8	25:36.373	+11.444	131.3	4	2:54.345	144.6
11	111 M. MAKAROVSIIY	ARCTIC RACING	8	25:36.704	+11.775	131.3	4	2:55.355	143.8
12	90 H. TERRIER / E. HERR	NO LIMIT	8	25:38.024	+13.095	131.2	4	2:54.935	144.1
13	55 H. MARTINET / F. PEYRI	MARTINET RACING	8	25:39.498	+14.569	131.0	2	2:58.963	140.9
14	12 A. CARRISI / J. PAPALUX	CARDECO RACING	8	25:40.356	+15.427	131.0	4	2:57.967	141.7
15	28 A. FISCHER / P. LHOSTE	VIP CHALLENGE	8	25:41.408	+16.479	130.9	4	2:58.340	141.4
16	53 J. PLEUVRY	MULLER RACING	8	25:42.828	+17.899	130.7	3	3:02.427	138.2
17	117 S. EGOROV	ARCTIC RACING	8	25:43.643	+18.714	130.7	3	3:01.092	139.2
18	21 F. HERBERT / C. SAGNE	AGS EVENTS	8	25:44.927	+19.998	130.6	4	3:00.864	139.4
19	166 S. YAROVOY	ARCTIC RACING	8	25:46.030	+21.101	130.5	4	3:01.483	138.9
20	54 P. DURST / C. DURST	NO LIMIT	8	25:46.495	+21.566	130.4	4	3:01.292	139.1
21	177 I. MURAVLEV	ARCTIC RACING	8	25:47.348	+22.419	130.4	4	3:02.597	138.1
22	9 N. GOMAR / S. BARBUSSE	AGS EVENTS	8	25:54.388	+29.459	129.8	5	2:48.691	149.5
23	8 M. DAMIANI	AGS EVENTS	8	25:56.114	+31.185	129.6	4	2:49.403	148.8
24	10 J. LAMBERT	BM92	8	25:58.032	+33.103	129.5	3	2:49.796	148.5
25	197 P. JANKAVICIUS	ARCTIC RACING	8	25:59.213	+34.284	129.4	3	2:49.797	148.5
26	133 S. SERENZHENKOV	ARCTIC RACING	8	26:00.992	+36.063	129.2	3	2:52.320	146.3
27	64 G. BARBOSA FERREIRA / F. BOERI	MULLER RACING	8	26:07.175	+42.246	128.7	4	2:55.159	144.0
Not classified:									
41	A. ROGER	VIP CHALLENGE	4	11:39.793	4 Laps	144.1	3	2:51.137	147.3
5	A. MAYOROV	VIP CHALLENGE	3	13:51.426		91.0			
61	J. GRENIER / J. BRU	BM92			8 Laps	0.0			
79	L. NAUROY	AGS EVENTS				0.0			
ST									
1	92 R. BASSO	BM92	8	25:10.466		133.5	4	2:33.083	164.7
2	7 R. SERVOL	CAP LIBERTE	8	25:11.688	+1.222	133.4	4	2:33.910	163.8
3	11 G. RAYMONDIS	ACOM	8	25:12.824	+2.358	133.3	2	2:34.512	163.2
4	56 J. EMERIC	JB EMERIC	8	25:14.028	+3.562	133.2	2	2:35.253	162.4
5	2 O. PERNAUT / J. LANCTUIT	VIP CHALLENGE	8	25:14.437	+3.971	133.2	2	2:35.554	162.1
6	101 R. WALLGREN / B. CASADIO TASTU	AGS EVENTS	8	25:15.139	+4.673	133.1	4	2:36.743	160.9
7	23 L. RICHARD	BM92	8	25:16.034	+5.568	133.1	3	2:36.777	160.8
8	1 D. MAXIM	VIP CHALLENGE	8	25:16.882	+6.416	133.0	3	2:38.769	158.8
9	3 J. DAYRAUT	ARCTIC RACING	8	25:17.259	+6.793	132.9	3	2:33.130	164.7
10	30 G. DRIOT / S. WARSON	CLASSIC & MODERN RACING	8	25:17.364	+6.898	132.9	3	2:40.263	157.3
11	19 A. BORDAS	BORDAS	8	25:19.938	+9.472	132.7	3	2:39.664	157.9
12	6 P. LHOSTE / C. GOUMAZ	MULLER RACING	8	25:21.263	+10.797	132.6	3	2:46.051	151.8
13	46 S. BAILLY / G. DE NARDA	NO LIMIT	8	25:26.186	+15.720	132.2	5	2:46.198	151.7
14	77 B. LAGIER	NO LIMIT	8	25:50.173	+39.707	130.1	4	2:41.158	156.5
Not classified:									
4	C. BOTTEMANNE / S. BOTTEMANNE	NO LIMIT	4	10:27.218	4 Laps	160.8	2	2:35.556	162.1
89	D. DUMAINE / N. GOMAR	AGS EVENTS	3	8:25.105		149.8	2	2:41.540	156.1

30 SECONDS PENALTY FOR CARS N° 8, 9, 10, 64, 197 DUE TO JUMP START / 77 DUE TO PITLANE OVERSPEED / 133 DUE TO TRACK LIMITS


Published at:

Track Status:

DRY

Race Director:


Timekeeper:



MITJET SERIES
SPA EURO RACE 2014
RACE 1

Lap Chart

		LAP										
Nr	Pos	Pos	1	2	3	4	5	6	7	8	9	10
92	1	92	3	3	3	3	92	92	92	92		
3	2	3	92	92	92	92	3	7	7	7		
7	3	7	7	7	7	7	7	3	3	11		
56	4	56	56	56	11	11	11	11	11	56		
2	5	2	2	11	56	56	2	56	56	2		
4	6	4	11	2	2	4	56	2	2	101		
11	7	11	4	4	4	2	101	101	101	23		
23	8	23	101	101	101	101	23	23	23	1		
77	9	77	23	23	23	23	1	1	1	3		
101	10	101	77	30	1	1	30	30	30	30		
89	11	89	1	1	30	30	19	19	19	19		
1	12	1	30	19	19	19	77	77	77	77		
19	13	19	19	89	89	6	6	6	6	6		
30	14	30	89	77	6	77	9	9	9	9		
6	15	6	9	9	9	9	13	78	78	78		
13	16	13	13	6	13	13	78	68	68	68		
68	17	68	78	13	78	78	68	8	8	8		
9	18	9	8	78	8	8	8	46	46	46		
78	19	78	6	8	77	68	97	97	97	97		
8	20	8	97	68	68	97	46	13	10	10		
97	21	97	197	97	97	197	10	10	197	197		
10	22	10	10	197	197	10	197	197	94	100		
100	23	100	68	10	10	46	94	94	100	94		
94	24	94	133	133	94	94	100	100	133	133		
133	25	133	94	94	133	133	133	133	13	13		
197	26	197	40	100	46	100	40	40	40	40		
79	27	79	32	40	100	41	32	32	32	32		
5	28	5	100	41	41	40	110	110	110	110		
40	29	40	5	46	40	32	71	71	71	71		
32	30	32	41	32	32	110	111	111	111	111		
41	31	41	90	90	110	111	64	64	64	64		
90	32	90	111	111	111	71	90	90	90	90		
110	33	110	46	64	64	64	55	55	55	55		
64	34	64	64	71	71	90	12	12	12	12		
71	35	71	110	110	90	55	28	28	28	28		
111	36	111	71	55	55	12	53	117	53	53		
53	37	53	55	12	12	28	117	53	117	117		
61	38	61	53	53	28	53	21	21	21	21		
28	39	28	166	166	53	117	166	166	166	166		
55	40	55	12	28	117	166	54	54	54	54		
166	41	166	28	117	166	21	177	177	177	177		
12	42	12	117	54	21	54						
54	43	54	54	21	177	177						
117	44	117	177	177	54							
21	45	21	21	5	5							
177	46	177										
46	0	46										




MITJET SERIES

SPA EURO RACE 2014

RACE 1

Best Sector Times


SECTOR 1			SECTOR 2			SECTOR 3			Pos	Team	Cl	Ideal Lap	Best Lap
Pos	Driver	Time	Driver	Time	Driver	Time	Pos	Team					
1	92 R.BASSO	44.547	3 J.DAYRAUT	1:08.024	92 R.BASSO	39.377	1	92 BM92	ST	2'32.310	2:33.083	(1)	
2	11 G.RAYMONDIS	45.125	92 R.BASSO	1:08.386	56 J.EMERIC	39.426	2	3 ARCTIC RACING	ST	2'32.932	2:33.130	(2)	
3	4 C.BOTTEMANNE	45.195	7 R.SERVOL	1:08.462	3 J.DAYRAUT	39.601	3	7 CAP LIBERTE	ST	2'33.658	2:33.910	(3)	
4	7 R.SERVOL	45.259	11 G.RAYMONDIS	1:09.377	11 G.RAYMONDIS	39.882	4	56 JB EMERIC	ST	2'34.331	2:35.253	(5)	
5	56 J.EMERIC	45.267	23 L.RICHARD	1:09.541	7 R.SERVOL	39.937	5	11 ACOM	ST	2'34.384	2:34.512	(4)	
6	2 O.PERNAUT	45.272	56 J.EMERIC	1:09.638	101 R.WALLGREN	40.050	6	2 VIP CHALLENGE	ST	2'35.121	2:35.554	(6)	
7	3 J.DAYRAUT	45.307	2 O.PERNAUT	1:09.777	2 O.PERNAUT	40.072	7	4 NO LIMIT	ST	2'35.132	2:35.556	(7)	
8	101 R.WALLGREN	45.893	4 C.BOTTEMANNE	1:09.847	4 C.BOTTEMANNE	40.090	8	101 AGS EVENTS	ST	2'35.870	2:36.743	(8)	
9	23 L.RICHARD	45.913	101 R.WALLGREN	1:09.927	23 L.RICHARD	40.635	9	23 BM92	ST	2'36.089	2:36.777	(9)	
10	1 D.MAXIM	46.440	1 D.MAXIM	1:11.089	30 S.WARSON	40.896	10	1 VIP CHALLENGE	ST	2'38.769	2:38.769	(10)	
11	89 D.DUMAINE	46.500	77 B.LAGIER	1:11.748	19 A.BORDAS	41.062	11	19 BORDAS	ST	2'39.642	2:39.664	(11)	
12	30 S.WARSON	46.618	19 A.BORDAS	1:11.850	1 D.MAXIM	41.240	12	30 CLASSIC & MODERN RACING	ST	2'39.661	2:40.263	(12)	
13	19 A.BORDAS	46.730	30 S.WARSON	1:12.147	77 B.LAGIER	41.273	13	77 NO LIMIT	ST	2'39.840	2:41.158	(13)	
14	77 B.LAGIER	46.819	89 D.DUMAINE	1:12.527	89 D.DUMAINE	41.825	14	89 AGS EVENTS	ST	2'40.852	2:41.540	(14)	
15	46 S.BAILLY	47.394	6 P.LHOSTE	1:15.054	6 P.LHOSTE	42.368	15	6 MULLER RACING	ST	2'45.666	2:46.051	(15)	
16	6 P.LHOSTE	48.244	13 R.RICCI	1:15.237	46 S.BAILLY	43.205	16	46 NO LIMIT	ST	2'46.198	2:46.198	(16)	
17	68 Y.EHRLACHER	48.749	9 N.GOMAR	1:15.470	68 Y.EHRLACHER	43.346	17	68 MULLER RACING	M2L	2'47.835	2:47.960	(17)	
18	197 P.JANKAVICIUS	49.103	46 S.BAILLY	1:15.599	13 R.RICCI	43.371	18	13 SKR	M2L	2'48.120	2:48.120	(18)	
19	78 S.GEORGE	49.203	68 Y.EHRLACHER	1:15.740	9 N.GOMAR	43.435	19	9 AGS EVENTS	M2L	2'48.606	2:48.691	(19)	
20	97 A.JUNG	49.388	8 M.DAMIANI	1:15.754	8 M.DAMIANI	43.476	20	78 NO LIMIT	M2L	2'48.633	2:48.781	(20)	
21	41 A.ROGER	49.441	78 S.GEORGE	1:15.763	78 S.GEORGE	43.667	21	8 AGS EVENTS	M2L	2'48.843	2:49.403	(21)	
22	13 R.RICCI	49.512	10 J.LAMBERT	1:15.916	94 O.FOULLAT	43.803	22	97 MULLER RACING	M2L	2'49.270	2:49.591	(22)	
23	8 M.DAMIANI	49.613	97 A.JUNG	1:16.020	197 P.JANKAVICIUS	43.835	23	197 ARCTIC RACING	M2L	2'49.737	2:49.797	(24)	
24	100 C.CARRIERE	49.631	94 O.FOULLAT	1:16.472	97 A.JUNG	43.862	24	10 BM92	M2L	2'49.796	2:49.796	(23)	
25	133 S.SERENZHENKOV	49.651	100 C.CARRIERE	1:16.730	10 J.LAMBERT	43.902	25	94 SMB	M2L	2'50.174	2:50.336	(25)	
26	9 N.GOMAR	49.701	41 A.ROGER	1:16.736	110 B.CASADIO TASTU	44.124	26	41 VIP CHALLENGE	M2L	2'50.398	2:51.137	(26)	
27	94 O.FOULLAT	49.899	197 P.JANKAVICIUS	1:16.799	41 A.ROGER	44.221	27	100 AGS EVENTS	M2L	2'50.729	2:51.362	(27)	
28	32 G.RAYNAUD	49.970	133 S.SERENZHENKOV	1:16.895	100 C.CARRIERE	44.368	28	133 ARCTIC RACING	M2L	2'51.711	2:52.320	(28)	
29	10 J.LAMBERT	49.978	40 O.DESRAYAUD	1:17.126	40 O.DESRAYAUD	44.633	29	40 AGS EVENTS	M2L	2'51.914	2:52.343	(29)	
30	40 O.DESRAYAUD	50.155	110 B.CASADIO TASTU	1:17.742	32 G.RAYNAUD	44.664	30	32 J2F	M2L	2'52.461	2:52.461	(30)	
31	111 M.MAKAROVSKIY	50.593	32 G.RAYNAUD	1:17.827	111 M.MAKAROVSKIY	45.149	31	110 AGS EVENTS	M2L	2'52.760	2:53.013	(31)	
32	110 B.CASADIO TASTU	50.894	90 H.TERRIER	1:17.909	133 S.SERENZHENKOV	45.165	32	71 SKR	M2L	2'54.345	2:54.345	(32)	
33	71 C.GILTAIRE	51.029	71 C.GILTAIRE	1:18.091	71 C.GILTAIRE	45.225	33	90 NO LIMIT	M2L	2'54.588	2:54.935	(33)	
34	64 G.BARBOSA FERREIRA	51.137	64 G.BARBOSA FERREIRA	1:18.434	90 H.TERRIER	45.493	34	64 MULLER RACING	M2L	2'55.143	2:55.159	(34)	
35	90 H.TERRIER	51.186	5 A.MAYOROV	1:18.767	64 G.BARBOSA FERREIRA	45.572	35	111 ARCTIC RACING	M2L	2'55.160	2:55.355	(35)	
36	177 I.MURAVLEV	51.926	28 A.FISCHER	1:19.000	12 A.CARRISI	45.905	36	28 VIP CHALLENGE	M2L	2'57.154	2:58.340	(37)	
37	54 P.DURST	52.042	111 M.MAKAROVSKIY	1:19.418	28 A.FISCHER	45.967	37	12 CARDECO RACING	M2L	2'57.798	2:57.967	(36)	
38	12 A.CARRISI	52.100	12 A.CARRISI	1:19.793	5 A.MAYOROV	45.978	38	55 MARTINET RACING	M2L	2'58.296	2:58.963	(38)	
39	55 H.MARTINET	52.109	55 H.MARTINET	1:19.815	166 S.YAROVOY	46.027	39	5 VIP CHALLENGE	M2L	2'58.488			
40	28 A.FISCHER	52.187	117 S.EGOROV	1:21.306	54 P.DURST	46.028	40	54 NO LIMIT	M2L	2'59.947	3:01.292	(41)	
41	21 F.HERBERT	52.288	53 J.PLEUVRY	1:21.429	53 J.PLEUVRY	46.085	41	53 MULLER RACING	M2L	3'00.062	3:02.427	(43)	
42	53 J.PLEUVRY	52.548	21 F.HERBERT	1:21.439	177 I.MURAVLEV	46.121	42	21 AGS EVENTS	M2L	3'00.211	3:00.864	(39)	
43	117 S.EGOROV	52.590	54 P.DURST	1:21.877	55 H.MARTINET	46.372	43	117 ARCTIC RACING	M2L	3'00.278	3:01.092	(40)	
44	166 S.YAROVOY	52.876	166 S.YAROVOY	1:21.906	117 S.EGOROV	46.382	44	177 ARCTIC RACING	M2L	3'00.468	3:02.597	(44)	
45	5 A.MAYOROV	53.743	177 I.MURAVLEV	1:22.421	21 F.HERBERT	46.484	45	166 ARCTIC RACING	M2L	3'00.809	3:01.483	(42)	



MITJET SERIES
SPA EURO RACE 2014
RACE 1

Fastest Lap Sequence

Practice Time	Team	Car	Class	Driver	Time	Kph	Lap
5:07.797	3 ARCTIC RACING		ST	Jean-Philippe DAYRAUT	2:33.854	163.9	2
5:08.516	92 BM92		ST	Ronald BASSO	2:33.671	164.1	2
7:40.927	3 ARCTIC RACING		ST	Jean-Philippe DAYRAUT	2:33.130	164.7	3
10:14.849	92 BM92		ST	Ronald BASSO	2:33.083	164.7	4




MITJET SERIES
SPA EURO RACE 2014
RACE 1

Analysis by lap

Lapped

Nr	Lap Time	Gap	Nr	Lap Time	Gap	Nr	Lap Time	Gap	Nr	Lap Time	Gap	Nr	Lap Time	Gap
Lap 1			23	2:37.158	11.022	77	3:06.207	55.254	110	2:53.013	1'37.402	177	3:03.400	2'38.835
3	2:33.943		30	2:40.508	17.596	68	2:49.028	57.276	111	2:55.355	1'40.420	Lap 6		
92	2:34.845	0.902	1	2:42.594	18.451	97	2:49.591	58.217	71	2:54.345	1'40.557	92	2:50.668	
7	2:35.313	1.370	19	2:40.739	20.024	197	2:49.797	58.877	64	2:55.159	1'41.255	7	2:52.968	5.632
56	2:35.862	1.919	89	2:41.540	21.154	10	2:49.796	59.201	90	2:54.935	1'41.609	3	2:54.741	6.611
2	2:36.584	2.641	77	2:47.451	22.177	94	2:51.225	1'02.989	55	3:00.182	1'53.398	11	2:49.172	7.243
11	2:36.791	2.848	9	2:49.940	34.455	133	2:52.320	1'03.845	12	2:57.967	1'53.869	56	2:40.991	7.661
4	2:37.667	3.724	6	2:47.715	34.675	46	2:46.995	1'04.371	28	2:58.340	2'00.036	2	2:41.593	7.911
101	2:39.742	5.799	13	2:50.753	36.773	100	2:51.362	1'05.293	53	3:02.477	2'05.707	101	2:42.355	11.018
23	2:41.661	7.718	78	2:50.589	36.880	41	2:51.137	1'06.619	117	3:01.966	2'05.718	23	2:40.034	11.256
77	2:42.523	8.580	8	2:50.455	37.243	40	2:53.477	1'07.657	166	3:01.483	2'06.116	1	2:45.526	33.079
1	2:43.654	9.711	68	2:49.926	41.378	32	2:52.461	1'10.680	21	3:00.864	2'07.319	30	2:43.386	38.677
30	2:44.885	10.942	97	2:51.549	41.756	110	2:53.942	1'17.584	54	3:01.292	2'09.302	19	3:08.068	1'05.021
19	2:47.082	13.139	197	2:51.394	42.210	111	2:55.643	1'18.260	177	3:02.597	2'10.068	77	2:56.457	1'16.422
89	2:47.411	13.468	10	2:51.380	42.535	64	2:56.129	1'19.291	Lap 5					
9	2:52.312	18.369	133	2:52.826	44.655	71	2:56.033	1'19.407	92	2:33.906				
13	2:53.817	19.874	94	2:50.336	44.894	90	2:57.389	1'19.869	3	2:37.171	2.538			
78	2:54.088	20.145	100	2:51.449	47.061	55	2:59.656	1'26.411	7	2:34.603	3.332			
8	2:54.585	20.642	40	2:52.343	47.310	12	2:58.540	1'29.097	11	2:35.611	8.739			
6	2:54.757	20.814	41	2:52.105	48.612	28	2:59.984	1'34.891	2	2:38.393	16.986			
97	2:58.004	24.061	46	2:52.503	50.506	53	3:02.427	1'36.425	56	2:39.379	17.338			
197	2:58.613	24.670	32	2:55.870	51.349	117	3:01.092	1'36.947	101	2:36.981	19.331			
10	2:58.952	25.009	90	2:58.408	55.610	166	3:03.520	1'37.828	23	2:38.257	21.890			
68	2:59.249	25.306	111	2:57.904	55.747	21	3:02.626	1'39.650	1	2:39.744	38.221			
133	2:59.626	25.683	64	2:58.270	56.292	177	3:03.251	1'40.666	30	2:41.259	45.959			
94	3:02.355	28.412	71	2:57.315	56.504	54	3:05.018	1'41.205	19	2:42.410	47.621			
40	3:02.764	28.821	110	2:58.120	56.772	Lap 4			5	7:13.896	2 Laps			
32	3:03.276	29.333	55	2:58.963	59.885	3	2:33.195		77	2:42.049	1'10.633			
100	3:03.409	29.466	12	2:58.817	1'03.687	92	2:33.083	0.727	6	2:46.910	1'13.295			
5	3:04.099	30.156	53	3:03.037	1'07.128	7	2:33.910	3.362	9	2:48.691	1'21.842			
41	3:04.304	30.361	166	3:02.894	1'07.438	11	2:35.178	7.761	13	2:48.120	1'22.673			
90	3:04.999	31.056	28	3:01.861	1'08.037	56	2:38.269	12.592	78	2:48.781	1'24.261			
111	3:05.640	31.697	117	3:02.465	1'08.985	4	2:38.116	13.096	68	2:47.960	1'25.603			
46	3:05.800	31.857	54	3:02.174	1'09.317	2	2:38.772	13.226	8	2:49.507	1'26.229			
64	3:05.819	31.876	21	3:01.694	1'10.154	101	2:36.743	16.983	97	2:51.110	1'31.682			
110	3:06.449	32.506	177	3:02.912	1'10.545	23	2:36.792	18.266	46	2:46.198	1'31.767			
71	3:06.986	33.043	5	3:33.431	1'29.733	1	2:42.215	33.110	10	2:51.161	1'34.135			
55	3:08.719	34.776	Lap 3			30	2:47.799	39.333	197	2:53.242	1'35.965			
53	3:11.888	37.945	3	2:33.130		19	2:46.481	39.844	94	2:51.515	1'39.590			
166	3:12.341	38.398	92	2:33.250	0.839	6	2:46.617	1'01.018	100	2:51.434	1'42.058			
12	3:12.667	38.724	7	2:34.200	2.647	77	2:41.158	1'03.217	133	2:52.506	1'42.579			
28	3:13.973	40.030	11	2:35.402	5.778	9	2:50.239	1'07.784	40	2:54.328	1'47.816			
117	3:14.317	40.374	56	2:37.330	7.518	13	2:48.524	1'09.186	32	2:56.263	1'53.271			
54	3:14.940	40.997	2	2:36.438	7.649	78	2:48.793	1'10.113	110	2:55.298	1'58.067			
177	3:15.430	41.487	4	2:35.879	8.175	8	2:49.403	1'11.355	71	2:57.482	2'03.406			
21	3:16.257	42.314	101	2:36.851	13.435	68	2:48.195	1'12.276	111	2:58.269	2'04.056			
Lap 2			23	2:36.777	14.669	97	2:50.183	1'15.205	64	2:58.769	2'05.391			
3	2:33.854		1	2:38.769	24.090	197	2:51.674	1'17.356	90	2:58.692	2'05.668			
92	2:33.671	0.719	30	2:40.263	24.729	10	2:51.601	1'17.607	55	2:59.805	2'18.570			
7	2:34.061	1.577	19	2:39.664	26.558	46	2:49.026	1'20.202	12	3:00.009	2'19.245			
56	2:35.253	3.318	89	2:56.154	44.178	94	2:52.914	1'22.708	28	3:01.537	2'26.940			
11	2:34.512	3.506	6	2:46.051	47.596	133	2:54.056	1'24.706	53	3:03.861	2'34.935			
2	2:35.554	4.341	9	2:49.415	50.740	100	2:53.159	1'25.257	117	3:04.056	2'35.141			
4	2:35.556	5.426	13	2:50.214	53.857	41	2:52.247	1'25.671	21	3:03.187	2'35.873			
101	2:37.769	9.714	78	2:50.765	54.515	40	2:53.659	1'28.121	166	3:04.848	2'36.331			
			8	2:51.034	55.147	32	2:54.156	1'31.641	54	3:03.574	2'38.243			
									Lap 7					
									92	5:03.474				
									7	4:58.812	0.970			
									3	4:58.449	1.586			
									11	4:58.525	2.294			
									56	4:58.731	2.918			
									2	4:59.352	3.789			
									101	4:56.631	4.175			
									23	4:57.375	5.157			
									1	4:36.345	5.950			
									30	4:31.305	6.508			



MITJET SERIES
SPA EURO RACE 2014
RACE 1


Analysis by lap

 Lapped

Nr	Lap Time	Gap	Nr	Lap Time	Gap	Nr	Lap Time	Gap	Nr	Lap Time	Gap	Nr	Lap Time	Gap
19	4:06.070	7.617	13	4:16.990	20.869									
77	3:56.509	9.457	40	4:17.209	22.445									
6	3:56.614	10.280	32	4:16.411	23.966									
9	3:43.535	21.541	110	4:16.623	24.649									
78	3:43.332	22.159	71	4:16.353	25.907									
68	3:42.866	23.057	111	4:16.180	26.238									
8	3:42.673	23.676	64	4:15.385	26.709									
46	3:43.255	24.768	90	4:14.799	27.558									
97	3:43.866	26.177	55	4:14.827	29.032									
10	3:35.782	27.464	12	4:15.065	29.890									
197	3:36.050	28.136	28	4:13.923	30.942									
94	3:36.251	28.880	53	4:02.735	32.362									
100	3:35.984	29.805	117	4:02.046	33.177									
133	3:36.172	30.219	21	3:58.255	34.461									
13	3:44.956	31.448	166	3:58.369	35.564									
40	3:28.903	32.805	54	3:55.773	36.029									
32	3:29.979	35.124	177	3:56.224	36.882									
110	3:28.708	35.595												
71	3:29.571	37.123												
111	3:29.376	37.627												
64	3:29.933	38.893												
90	3:29.755	40.328												
55	3:13.070	41.774												
12	3:12.880	42.394												
28	3:11.226	44.588												
53	3:09.651	57.196												
117	3:11.841	58.700												
21	3:09.783	1'03.775												
166	3:10.098	1'04.764												
54	3:12.361	1'07.825												
177	3:11.982	1'08.227												

Lap 8


92	4:27.569	
7	4:27.821	1.222
11	4:27.633	2.358
56	4:28.213	3.562
2	4:27.751	3.971
101	4:28.067	4.673
23	4:27.980	5.568
1	4:28.035	6.416
3	4:32.776	6.793
30	4:27.959	6.898
19	4:29.424	9.472
77	4:27.819	9.707
6	4:28.086	10.797
9	4:19.950	13.922
78	4:19.873	14.463
68	4:19.279	14.767
8	4:19.541	15.648
46	4:18.521	15.720
97	4:17.908	16.516
10	4:17.671	17.566
197	4:18.180	18.747
100	4:17.908	20.144
94	4:18.979	20.290
133	4:17.876	20.526



MITJET SERIES SPA EURO RACE 2014 RACE 1

Analysis

							■ Personal Best ■ Session Best ■ Crossing the finish line in pit lane										
Lap	D	Time	Sector 1	Sector 2	Sector 3	Kph	Elapsed	Lap	D	Time	Sector 1	Sector 2	Sector 3	Kph	Elapsed		
1		VIP CHALLENGE 1.Dmitrienko MAXIM															
1	1	2:43.654	50.032	1:12.200	41.422	154.1	2:43.654	7	1	3:56.614	49.765	1:29.121	1:37.728	106.6	20:53.177		
2	1	2:42.594	48.367	1:12.649	41.578	155.1	5:26.248	8	1	4:28.086	1:29.161	1:53.245	1:05.680	94.1	25:21.263		
3	1	2:38.769	46.440	1:11.089	41.240	158.8	8:05.017										
4	1	2:42.215	47.869	1:13.010	41.336	155.4	10:47.232										
5	1	2:39.744	46.896	1:11.522	41.326	157.8	13:26.976										
6	1	2:45.526	47.007	1:13.857	44.662	152.3	16:12.502										
7	1	4:36.345	54.898	2:04.214	1:37.233	91.2	20:48.847										
8	1	4:28.035	1:29.076	1:54.309	1:04.650	94.1	25:16.882										
2		VIP CHALLENGE 1.Olivier PERNAUT 2.Jean-Noel LANCUIT															
1	1	2:36.584	46.335	1:09.777	40.472	161.0	2:36.584										
2	1	2:35.554	45.272	1:10.210	40.072	162.1	5:12.138										
3	1	2:36.438	45.278	1:10.751	40.409	161.2	7:48.576										
4	1	2:38.772	46.334	1:11.329	41.109	158.8	10:27.348										
5	1	2:38.393	46.303	1:10.676	41.414	159.2	13:05.741										
6	1	2:41.593	45.855	1:10.283	45.455	156.0	15:47.334										
7	1	4:59.352	1:16.754	2:05.445	1:37.153	84.2	20:46.686										
8	1	4:27.751	1:28.547	1:54.833	1:04.371	94.2	25:14.437										
3		ARCTIC RACING 1.Jean-Philippe DAYRAUT															
1	1	2:33.943	45.465	1:08.877	39.601	163.8	2:33.943										
2	1	2:33.854	45.464	1:08.313	40.077	163.9	5:07.797										
3	1	2:33.130	45.402	1:08.024	39.704	164.7	7:40.927										
4	1	2:33.195	45.307	1:08.111	39.777	164.6	10:14.122										
5	1	2:37.171	45.509	1:11.635	40.027	160.4	12:51.293										
6	1	2:54.741	46.720	1:09.171	58.850	144.3	15:46.034										
7	1	4:58.449	1:15.831	2:05.023	1:37.595	84.5	20:44.483										
8	1	4:32.776	1:27.246	1:56.426	1:09.104	92.4	25:17.259										
4		NO LIMIT 1.Christian BOTTEMANNE 2.Sacha BOTTEMANNE															
1	1	2:37.667	46.925	1:10.652	40.090	159.9	2:37.667										
2	1	2:35.556	45.195	1:09.847	40.514	162.1	5:13.223										
3	1	2:35.879	45.359	1:09.866	40.654	161.8	7:49.102										
4	1	2:38.116	46.123	1:11.274	40.719	159.5	10:27.218										
5		VIP CHALLENGE 1.Alexey MAYOROV															
1	1	3:04.099	55.789	1:22.027	46.283	137.0	3:04.099										
2	1	3:33.431 B	53.743	1:27.595	1:12.093	118.1	6:37.530										
3	1	7:13.896	5:09.151	1:18.767	45.978	58.1	13:51.426										
6		MULLER RACING 1.Patrick LHOSTE 2.Cedric GOUMAZ															
1	1	2:54.757	55.010	1:16.617	43.130	144.3	2:54.757										
2	1	2:47.715	49.019	1:15.309	43.387	150.3	5:42.472										
3	1	2:46.051	48.244	1:15.054	42.753	151.8	8:28.523										
4	1	2:46.617	48.687	1:15.562	42.368	151.3	11:15.140										
5	1	2:46.910	48.642	1:15.593	42.675	151.1	14:02.050										
6	1	2:54.513	49.346	1:17.072	48.095	144.5	16:56.563										
7		CAP LIBERTE 1.Rudy SERVOL															
1	1	2:35.313	45.923	1:09.453	39.937	162.3	2:35.313										
2	1	2:34.061	45.406	1:08.462	40.193	163.7	5:09.374										
3	1	2:34.200	45.259	1:08.567	40.374	163.5	7:43.574										
4	1	2:33.910	45.486	1:08.467	39.957	163.8	10:17.484										
5	1	2:34.603	45.440	1:08.840	40.323	163.1	12:52.087										
6	1	2:52.968	45.730	1:09.030	58.208	145.8	15:45.055										
7	1	4:58.812	1:16.436	2:04.561	1:37.815	84.4	20:43.867										
8	1	4:27.821	1:26.161	1:57.522	1:04.138	94.1	25:11.688										
8		AGS EVENTS 1.Manu DAMIANI															
1	1	2:54.585	54.387	1:16.110	44.088	144.4	2:54.585										
2	1	2:50.455	50.548	1:15.754	44.153	147.9	5:45.040										
3	1	2:51.034	50.714	1:16.293	44.027	147.4	8:36.074										
4	1	2:49.403	49.721	1:16.145	43.537	148.8	11:25.477										
5	1	2:49.507	49.613	1:16.418	43.476	148.7	14:14.984										
6	1	3:08.916	49.776	1:21.563	57.577	133.5	17:23.900										
7	1	3:42.673	1:13.524	1:29.467	59.682	113.2	21:06.573										
8	1	4:19.541	1:20.505	1:52.009	1:07.027	97.1	25:26.114										
9		AGS EVENTS 1.Nicolas GOMAR 2.Stephane BARBUSSE															
1	1	2:52.312	52.461	1:16.094	43.757	146.3	2:52.312										
2	1	2:49.940	50.487	1:15.553	43.900	148.4	5:42.252										
3	1	2:49.415	50.067	1:15.512	43.836	148.8	8:31.667										
4	1	2:50.239	50.205	1:16.379	43.655	148.1	11:21.906										
5	1	2:48.691	49.786	1:15.470	43.435	149.5	14:10.597										
6	1	3:10.306	49.701	1:23.458	57.147	132.5	17:20.903										
7	1	3:43.535	1:13.626	1:30.077	59.832	112.8	21:04.438										
8	1	4:19.950	1:20.078	1:52.084	1:07.788	97.0	25:24.388										
10		BM92 1.Julien LAMBERT															
1	1	2:58.952	54.984	1:19.041	44.927	140.9	2:58.952										
2	1	2:51.380	50.931	1:16.099	44.350	147.1	5:50.332										
3	1	2:49.796	49.978	1:15.916	43.902	148.5	8:40.128										
4	1	2:51.601	50.343	1:16.853	44.405	146.9	11:31.729										
5	1	2:51.161	50.599	1:16.247	44.315	147.3	14:22.890										
6	1	3:11.689	55.464	1:22.190	54.035	131.5	17:34.579										
7	1	3:35.782	1:04.495	1:29.731	1:01.556	116.9	21:10.361										
8	1	4:17.671	1:19.516	1:51.964	1:06.191	97.9	25:28.032										
11		ACOM 1.Gregor RAYMONDIS															
1	1	2:36.791	46.581	1:10.328	39.882	160.8	2:36.791										
2	1	2:34.512	45.125	1:09.377	40.010	163.2	5:11.303										
3	1	2:35.402	45.265	1:10.059	40.078	162.3	7:46.705										
4	1	2:35.178	45.395	1:09.808	39.975	162.5	10:21.883										
5	1	2:35.611	45.555	1:09.781	40.275	162.0	12:57.494										
6	1	2:49.172	45.586	1:09.799	53.787	149.0	15:46.666										



MITJET SERIES SPA EURO RACE 2014 RACE 1

Analysis

■ Personal Best
 ■ Session Best
 ■ Crossing the finish line in pit lane

Lap	D	Time	Sector 1	Sector 2	Sector 3	Kph	Elapsed	Lap	D	Time	Sector 1	Sector 2	Sector 3	Kph	Elapsed
7	1	4:58.525	1:16.037	2:05.145	1:37.343	84.5	20:45.191	7	1	4:57.375	1:14.915	2:05.377	1:37.083	84.8	20:48.054
8	1	4:27.633	1:27.443	1:56.059	1:04.131	94.2	25:12.824	8	1	4:27.980	1:29.123	1:54.452	1:04.405	94.1	25:16.034

12		CARDECO RACING					
		1. Antonio CARRISI				M2L	
		2. Jean PAPAUX					
1	1	3:12.667	1:02.384	1:23.316	46.967	130.9	3:12.667
2	1	2:58.817	52.662	1:20.181	45.974	141.0	6:11.484
3	1	2:58.540	52.507	1:20.128	45.905	141.2	9:10.024
4	1	2:57.967	52.100	1:19.793	46.074	141.7	12:07.991
5	1	3:00.009	52.220	1:19.904	47.885	140.1	15:08.000
6	1	3:04.411	52.972	1:21.832	49.607	136.7	18:12.411
7	1	3:12.880	53.144	1:21.151	58.585	130.7	21:25.291
8	1	4:15.065	1:19.084	1:47.765	1:08.216	98.9	25:40.356

28		VIP CHALLENGE					
		1. Axel FISCHER				M2L	
		2. Patrick LHOSTE					
1	1	3:13.973	1:01.169	1:25.067	47.737	130.0	3:13.973
2	1	3:01.861	52.620	1:22.215	47.026	138.6	6:15.834
3	1	2:59.984	53.707	1:20.310	45.967	140.1	9:15.818
4	1	2:58.340	52.187	1:20.140	46.013	141.4	12:14.158
5	1	3:01.537	52.201	1:20.437	48.899	138.9	15:15.695
6	1	3:00.564	52.952	1:20.239	47.373	139.6	18:16.259
7	1	3:11.226	52.330	1:19.000	59.896	131.9	21:27.485
8	1	4:13.923	1:17.325	1:47.885	1:08.713	99.3	25:41.408

13		SKR					
		1. Romano RICCI				M2L	
1	1	2:53.817	52.837	1:16.690	44.290	145.1	2:53.817
2	1	2:50.753	49.671	1:15.312	45.770	147.7	5:44.570
3	1	2:50.214	50.953	1:15.657	43.604	148.1	8:34.784
4	1	2:48.524	49.645	1:15.350	43.529	149.6	11:23.308
5	1	2:48.120	49.512	1:15.237	43.371	150.0	14:11.428
6	1	3:17.961 B	50.043	1:22.695	1:05.223	127.4	17:29.389
7	1	3:44.956	1:12.963	1:28.935	1:03.058	112.1	21:14.345
8	1	4:16.990	1:21.478	1:49.673	1:05.839	98.1	25:31.335

30		CLASSIC & MODERN RACING					
		1. Gregory DRIOT				ST	
		2. Steve WARSON					
1	2	2:44.885	49.863	1:13.726	41.296	152.9	2:44.885
2	2	2:40.508	47.096	1:12.516	40.896	157.1	5:25.393
3	2	2:40.263	47.210	1:12.147	40.906	157.3	8:05.656
4	2	2:47.799	46.963	1:18.115	42.721	150.3	10:53.455
5	2	2:41.259	46.618	1:13.427	41.214	156.4	13:34.714
6	2	2:43.386	46.944	1:14.011	42.431	154.3	16:18.100
7	2	4:31.305	49.988	2:04.324	1:36.993	92.9	20:49.405
8	2	4:27.959	1:29.807	1:53.620	1:04.532	94.1	25:17.364

19		BORDAS					
		1. Andre BORDAS				ST	
1	1	2:47.082	51.352	1:13.882	41.848	150.9	2:47.082
2	1	2:40.739	47.040	1:12.413	41.286	156.9	5:27.821
3	1	2:39.664	46.752	1:11.850	41.062	157.9	8:07.485
4	1	2:46.481	46.730	1:18.247	41.504	151.5	10:53.966
5	1	2:42.410	47.039	1:13.692	41.679	155.2	13:36.376
6	1	3:08.068	46.833	1:21.728	59.507	134.1	16:44.444
7	1	4:06.070	54.622	1:34.458	1:36.990	102.5	20:50.514
8	1	4:29.424	1:29.945	1:53.636	1:05.843	93.6	25:19.938


32		J2F					
		1. Guillaume RAYNAUD				M2L	
		2. Juliette PALACIN					
1	1	3:03.276	57.182	1:20.470	45.624	137.6	3:03.276
2	1	2:55.870	50.503	1:18.761	46.606	143.4	5:59.146
3	1	2:52.461	49.970	1:17.827	44.664	146.2	8:51.607
4	1	2:54.156	50.983	1:18.306	44.867	144.8	11:45.763
5	1	2:56.263	50.596	1:18.214	47.453	143.0	14:42.026
6	1	3:06.016	51.022	1:22.490	52.504	135.5	17:48.042
7	1	3:29.979	55.679	1:30.451	1:03.849	120.1	21:18.021
8	1	4:16.411	1:19.561	1:49.218	1:07.632	98.3	25:34.432

21		AGS EVENTS					
		1. Frederic HERBERT				M2L	
		2. Christophe SAGNE					
1	1	3:16.257	1:04.492	1:23.700	48.065	128.5	3:16.257
2	1	3:01.694	52.288	1:22.298	47.108	138.8	6:17.951
3	1	3:02.626	53.295	1:22.847	46.484	138.1	9:20.577
4	1	3:00.864	52.525	1:21.663	46.676	139.4	12:21.441
5	1	3:03.187	52.701	1:21.439	49.047	137.6	15:24.628
6	1	3:12.261	54.493	1:27.083	50.685	131.1	18:36.889
7	1	3:09.783	56.099	1:24.424	49.260	132.9	21:46.672
8	1	3:58.255	1:04.575	1:43.072	1:10.608	105.8	25:44.927

40		AGS EVENTS					
		1. Olivier DESRAYAUD				M2L	
1	1	3:02.764	55.982	1:20.637	46.145	138.0	3:02.764
2	1	2:52.343	50.155	1:17.126	45.062	146.3	5:55.107
3	1	2:53.477	50.620	1:18.224	44.633	145.3	8:48.584
4	1	2:53.659	50.457	1:18.162	45.040	145.2	11:42.243
5	1	2:54.328	50.473	1:17.758	46.097	144.6	14:36.571
6	1	3:10.228	51.803	1:25.561	52.864	132.5	17:46.799
7	1	3:28.903	56.096	1:29.763	1:03.044	120.7	21:15.702
8	1	4:17.209	1:20.914	1:49.547	1:06.748	98.0	25:32.911

23		BM92					
		1. Laurent RICHARD				ST	
1	1	2:41.661	49.143	1:11.219	41.299	156.0	2:41.661
2	1	2:37.158	46.686	1:09.798	40.674	160.4	5:18.819
3	1	2:36.777	46.444	1:09.541	40.792	160.8	7:55.596
4	1	2:36.792	46.089	1:09.773	40.930	160.8	10:32.388
5	1	2:38.257	47.891	1:09.731	40.635	159.3	13:10.645
6	1	2:40.034	45.913	1:10.146	43.975	157.6	15:50.679

41		VIP CHALLENGE					
		1. Alexis ROGER				M2L	
1	1	3:04.304	57.514	1:20.484	46.306	136.8	3:04.304
2	1	2:52.105	50.112	1:17.418	44.575	146.5	5:56.409
3	1	2:51.137	49.441	1:17.475	44.221	147.3	8:47.546
4	1	2:52.247	49.635	1:16.981	45.631	146.4	11:39.793




MITJET SERIES SPA EURO RACE 2014 RACE 1

Analysis

■ Personal Best ■ Session Best ■ Crossing the finish line in pit lane


Lap	D	Time	Sector 1	Sector 2	Sector 3	Kph	Elapsed	Lap	D	Time	Sector 1	Sector 2	Sector 3	Kph	Elapsed
46		NO LIMIT						64		MULLER RACING					
1.Stephane BAILLY ST								1.Georges BARBOSA FERREIRA M2L							
2.Geoffrey DE NARDA								2.Fabien BOERI							
1	1	3:05.800	1:00.009	1:20.351	45.440	135.7	3:05.800	1	1	3:05.819	57.997	1:20.509	47.313	135.7	3:05.819
2	1	2:52.503	49.011	1:18.067	45.425	146.2	5:58.303	2	1	2:58.270	51.722	1:20.519	46.029	141.4	6:04.089
3	1	2:46.995	47.538	1:15.605	43.852	151.0	8:45.298	3	1	2:56.129	51.777	1:18.724	45.628	143.2	9:00.218
4	1	2:49.026	48.408	1:17.088	43.530	149.2	11:34.324	4	1	2:55.159	51.137	1:18.450	45.572	144.0	11:55.377
5	1	2:46.198	47.394	1:15.599	43.205	151.7	14:20.522	5	1	2:58.769	52.730	1:19.880	46.159	141.0	14:54.146
6	1	3:03.888	47.956	1:18.287	57.645	137.1	17:24.410	6	1	2:57.711	51.925	1:18.434	47.352	141.9	17:51.857
7	1	3:43.255	1:13.467	1:29.352	1:00.436	112.9	21:07.665	7	1	3:29.933	53.754	1:31.525	1:04.654	120.1	21:21.790
8	1	4:18.521	1:19.775	1:52.134	1:06.612	97.5	25:26.186	8	1	4:15.385	1:19.062	1:49.072	1:07.251	98.7	25:37.175
53		MULLER RACING						68		MULLER RACING					
1.Jean PLEUVRY M2L								1.Yann EHRACHER M2L							
1	1	3:11.888	1:00.434	1:24.394	47.060	131.4	3:11.888	1	1	2:59.249	55.635	1:19.120	44.494	140.7	2:59.249
2	1	3:03.037	53.534	1:22.740	46.763	137.8	6:14.925	2	1	2:49.926	49.393	1:16.006	44.527	148.4	5:49.175
3	1	3:02.427	54.913	1:21.429	46.085	138.2	9:17.352	3	1	2:49.028	49.623	1:15.791	43.614	149.2	8:38.203
4	1	3:02.477	54.038	1:21.658	46.781	138.2	12:19.829	4	1	2:48.195	49.109	1:15.740	43.346	149.9	11:26.398
5	1	3:03.861	52.548	1:21.494	49.819	137.1	15:23.690	5	1	2:47.960	48.749	1:15.747	43.464	150.1	14:14.358
6	1	3:06.752	53.618	1:24.886	48.248	135.0	18:30.442	6	1	3:08.730	49.277	1:22.269	57.184	133.6	17:23.088
7	1	3:09.651	54.473	1:24.511	50.667	133.0	21:40.093	7	1	3:42.866	1:13.541	1:29.516	59.809	113.1	21:05.954
8	1	4:02.735	1:07.462	1:45.681	1:09.592	103.9	25:42.828	8	1	4:19.279	1:20.503	1:52.020	1:06.756	97.2	25:25.233
54		NO LIMIT						71		SKR					
1.Philippe DURST M2L								1.Christophe GILTAIRE M2L							
2.Charles DURST															
1	1	3:14.940	1:02.779	1:24.588	47.573	129.3	3:14.940	1	1	3:06.986	59.122	1:21.768	46.096	134.8	3:06.986
2	1	3:02.174	52.579	1:22.814	46.781	138.4	6:17.114	2	1	2:57.315	51.190	1:20.179	45.946	142.2	6:04.301
3	1	3:05.018	53.389	1:23.890	47.739	136.3	9:22.132	3	1	2:56.033	51.779	1:18.802	45.452	143.2	9:00.334
4	1	3:01.292	52.042	1:23.222	46.028	139.1	12:23.424	4	1	2:54.345	51.029	1:18.091	45.225	144.6	11:54.679
5	1	3:03.574	53.145	1:21.877	48.552	137.4	15:26.998	5	1	2:57.482	52.932	1:18.176	46.374	142.1	14:52.161
6	1	3:11.363	53.050	1:27.763	50.550	131.8	18:38.361	6	1	2:58.288	51.680	1:18.798	47.810	141.4	17:50.449
7	1	3:12.361	55.801	1:26.766	49.794	131.1	21:50.722	7	1	3:29.571	54.387	1:31.028	1:04.156	120.3	21:20.020
8	1	3:55.773	1:02.459	1:42.604	1:10.710	106.9	25:46.495	8	1	4:16.353	1:19.749	1:48.747	1:07.857	98.4	25:36.373
55		MARTINET RACING						77		NO LIMIT					
1.Hugo MARTINET M2L								1.Benjamin LAGIER ST							
2.Franck PEYRI															
1	1	3:08.719	1:00.105	1:22.242	46.372	133.6	3:08.719	1	1	2:42.523	48.924	1:11.748	41.851	155.1	2:42.523
2	1	2:58.963	52.109	1:20.406	46.448	140.9	6:07.682	2	1	2:47.451	46.819	1:12.333	48.299	150.6	5:29.974
3	1	2:59.656	52.630	1:20.097	46.929	140.3	9:07.338	3	1	3:06.207	1:11.600	1:13.170	41.437	135.4	8:36.181
4	1	3:00.182	52.701	1:20.868	46.613	139.9	12:07.520	4	1	2:41.158	47.166	1:12.719	41.273	156.5	11:17.339
5	1	2:59.805	52.458	1:19.815	47.532	140.2	15:07.325	5	1	2:42.049	47.384	1:12.550	42.115	155.6	13:59.388
6	1	3:04.276	53.147	1:21.948	49.181	136.8	18:11.601	6	1	2:56.457	48.419	1:19.107	48.931	142.9	16:55.845
7	1	3:13.070	53.243	1:21.484	58.343	130.6	21:24.671	7	1	3:56.509	49.817	1:28.603	1:38.089	106.6	20:52.354
8	1	4:14.827	1:18.031	1:48.465	1:08.331	98.9	25:39.498	8	1	4:27.819	1:29.122	1:53.405	1:05.292	94.1	25:20.173
56		JB EMERIC						78		NO LIMIT					
1.Jean EMERIC ST								1.Stephane GEORGE M2L							
1	1	2:35.862	46.363	1:10.073	39.426	161.8	2:35.862	1	1	2:54.088	53.905	1:16.019	44.164	144.8	2:54.088
2	1	2:35.253	45.267	1:09.638	40.348	162.4	5:11.115	2	1	2:50.589	49.677	1:15.921	44.991	147.8	5:44.677
3	1	2:37.330	45.489	1:11.222	40.619	160.3	7:48.445	3	1	2:50.765	50.924	1:16.024	43.817	147.7	8:35.442
4	1	2:38.269	45.960	1:11.637	40.672	159.3	10:26.714	4	1	2:48.793	49.228	1:15.898	43.667	149.4	11:24.235
5	1	2:39.379	45.669	1:12.260	41.450	158.2	13:06.093	5	1	2:48.781	49.203	1:15.763	43.815	149.4	14:13.016
6	1	2:40.991	45.459	1:10.973	44.559	156.6	15:47.084	6	1	3:08.708	49.654	1:21.870	57.184	133.6	17:21.724
7	1	4:58.731	1:16.237	2:05.340	1:37.154	84.4	20:45.815	7	1	3:43.332	1:13.528	1:30.265	59.539	112.9	21:05.056
8	1	4:28.213	1:28.662	1:54.785	1:04.766	94.0	25:14.028	8	1	4:19.873	1:20.116	1:51.971	1:07.786	97.0	25:24.929



MITJET SERIES SPA EURO RACE 2014 RACE 1

Analysis

Personal Best							Session Best							B Crossing the finish line in pit lane																																																									
Lap	D	Time	Sector 1	Sector 2	Sector 3	Kph	Elapsed	Lap	D	Time	Sector 1	Sector 2	Sector 3	Kph	Elapsed	Lap	D	Time	Sector 1	Sector 2	Sector 3	Kph	Elapsed																																																
89 AGS EVENTS																																																																							
1. Didier DUMAINE ST																																																																							
2. Nicolas GOMAR																																																																							
1	1	2:47.411	50.691	1:14.038	42.682	150.6	2:47.411	3	1	2:51.362	50.264	1:16.730	44.368	147.1	8:46.220	4	1	2:53.159	49.991	1:17.729	45.439	145.6	11:39.379	5	1	2:51.434	49.631	1:17.109	44.694	147.1	14:30.813	6	1	3:05.905	50.293	1:20.845	54.767	135.6	17:36.718	7	1	3:35.984	1:04.190	1:29.327	1:02.467	116.7	21:12.702	8	1	4:17.908	1:20.837	1:50.488	1:06.583	97.8	25:30.610																
90 NO LIMIT																																																																							
1. Hubert TERRIER M2L																																																																							
2. Eric HERR																																																																							
1	1	3:04.999	58.243	1:20.432	46.324	136.3	3:04.999	3	1	2:36.851	46.127	1:10.462	40.262	160.8	7:54.362	4	1	2:36.743	46.435	1:10.258	40.050	160.9	10:31.105	5	1	2:36.981	45.916	1:10.739	40.326	160.6	13:08.086	6	1	2:42.355	45.893	1:09.927	46.535	155.3	15:50.441	7	1	4:56.631	1:14.483	2:05.346	1:36.802	85.0	20:47.072	8	1	4:28.067	1:28.812	1:54.678	1:04.577	94.1	25:15.139																
92 BM92																																																																							
1. Ronald BASSO ST																																																																							
1	1	2:34.845	45.386	1:09.677	39.782	162.8	2:34.845	1	1	3:06.449	59.070	1:20.967	46.412	135.2	3:06.449	2	1	2:58.120	51.914	1:20.851	45.355	141.6	6:04.569	3	1	2:53.942	50.915	1:18.663	44.364	145.0	8:58.511	4	1	2:53.013	51.147	1:17.742	44.124	145.7	11:51.524	5	1	2:55.298	50.895	1:18.269	46.134	143.8	14:46.822	6	1	3:02.962	50.894	1:19.990	52.078	137.8	17:49.784	7	1	3:28.708	54.615	1:30.904	1:03.189	120.8	21:18.492	8	1	4:16.623	1:19.769	1:49.091	1:07.763	98.3	25:35.115
94 SMB																																																																							
1. Olivier FOUILLAT M2L																																																																							
1	1	3:02.355	56.562	1:20.314	45.479	138.3	3:02.355	1	1	3:05.640	58.727	1:20.725	46.188	135.8	3:05.640	2	1	2:50.336	49.899	1:16.634	43.803	148.0	6:03.544	3	1	2:55.643	50.819	1:19.495	45.329	143.6	8:59.187	4	1	2:51.225	50.099	1:16.472	44.654	147.3	11:54.542	5	1	2:52.914	51.527	1:17.386	44.001	145.8	14:52.811	6	1	2:51.515	50.248	1:17.111	44.156	147.0	17:51.148	7	1	3:07.181	52.019	1:21.109	54.053	134.7	21:20.524	8	1	3:36.251	1:04.542	1:29.620	1:02.089	116.6	25:30.756
97 MULLER RACING																																																																							
1. Antoine JUNG M2L																																																																							
1	1	2:58.004	55.442	1:18.053	44.509	141.6	2:58.004	1	1	3:14.317	1:02.751	1:23.698	47.868	129.8	3:14.317	2	1	2:51.549	50.276	1:16.202	45.071	147.0	6:16.782	3	1	2:49.591	49.388	1:16.341	43.862	148.7	9:17.874	4	1	3:01.092	53.404	1:21.306	46.382	139.2	12:19.840	5	1	2:50.183	49.845	1:16.020	44.318	148.2	15:23.896	6	1	2:51.110	50.413	1:16.182	44.515	147.4	18:29.756	7	1	3:04.771	50.597	1:16.787	57.387	136.5	21:41.597	8	1	3:43.866	1:13.080	1:29.915	1:00.871	112.6	25:26.982
100 AGS EVENTS																																																																							
1. Christophe CARRIERE M2L																																																																							
1	1	3:03.409	57.548	1:20.712	45.149	137.5	3:03.409	1	1	2:59.626	55.472	1:18.854	45.300	140.4	2:59.626	2	1	2:51.449	49.724	1:17.180	44.545	147.1	5:54.858																																																
101 AGS EVENTS																																																																							
1. Rodolphe WALLGREN ST																																																																							
2. Benjamin CASADIO TASTU																																																																							
110 AGS EVENTS																																																																							
1. Benjamin CASADIO TASTU M2L																																																																							
2. Rodolphe WALLGREN																																																																							
111 ARCTIC RACING																																																																							
1. Mikhail MAKAROVSKIY M2L																																																																							
117 ARCTIC RACING																																																																							
1. Sergey EGOROV M2L																																																																							
133 ARCTIC RACING																																																																							
1. Stanislav SERENZHENKOV M2L																																																																							
1	1	2:59.626	55.472	1:18.854	45.300	140.4	2:59.626	2	1	2:52.826	50.241	1:17.334	45.251	145.9	5:52.452																																																								



MITJET SERIES
SPA EURO RACE 2014
RACE 1

Analysis

■ Personal Best ■ Session Best B Crossing the finish line in pit lane

Lap	D	Time	Sector 1	Sector 2	Sector 3	Kph	Elapsed	Lap	D	Time	Sector 1	Sector 2	Sector 3	Kph	Elapsed
3	1	2:52.320	49.651	1:16.895	45.774	146.3	8:44.772								
4	1	2:54.056	50.667	1:18.224	45.165	144.9	11:38.828								
5	1	2:52.506	49.826	1:17.197	45.483	146.2	14:31.334								
6	1	3:05.610	50.229	1:20.687	54.694	135.8	17:36.944								
7	1	3:36.172	1:04.439	1:29.363	1:02.370	116.6	21:13.116								
8	1	4:17.876	1:21.173	1:50.345	1:06.358	97.8	25:30.992								

166		ARCTIC RACING													
		1. Stanislav YAROVYOY												M2L	
1	1	3:12.341	1:02.256	1:23.213	46.872	131.1	3:12.341								
2	1	3:02.894	53.435	1:22.793	46.666	137.9	6:15.235								
3	1	3:03.520	54.894	1:22.321	46.305	137.4	9:18.755								
4	1	3:01.483	52.879	1:22.577	46.027	138.9	12:20.238								
5	1	3:04.848	52.876	1:21.906	50.066	136.4	15:25.086								
6	1	3:12.477	54.622	1:27.099	50.756	131.0	18:37.563								
7	1	3:10.098	56.088	1:24.751	49.259	132.6	21:47.661								
8	1	3:58.369	1:04.289	1:43.029	1:11.051	105.8	25:46.030								

177		ARCTIC RACING													
		1. Igor MURAVLEV												M2L	
1	1	3:15.430	1:03.051	1:24.811	47.568	129.0	3:15.430								
2	1	3:02.912	53.133	1:22.880	46.899	137.8	6:18.342								
3	1	3:03.251	53.741	1:22.807	46.703	137.6	9:21.593								
4	1	3:02.597	51.926	1:24.550	46.121	138.1	12:24.190								
5	1	3:03.400	52.576	1:22.421	48.403	137.5	15:27.590								
6	1	3:11.552	52.969	1:27.710	50.873	131.6	18:39.142								
7	1	3:11.982	55.358	1:27.213	49.411	131.3	21:51.124								
8	1	3:56.224	1:03.338	1:42.259	1:10.627	106.7	25:47.348								

197		ARCTIC RACING													
		1. Povilas JANKAVICIUS												M2L	
1	1	2:58.613	54.857	1:18.952	44.804	141.2	2:58.613								
2	1	2:51.394	49.968	1:17.017	44.409	147.1	5:50.007								
3	1	2:49.797	49.103	1:16.859	43.835	148.5	8:39.804								
4	1	2:51.674	49.671	1:17.208	44.795	146.9	11:31.478								
5	1	2:53.242	52.170	1:16.799	44.273	145.5	14:24.720								
6	1	3:10.263	53.834	1:22.377	54.052	132.5	17:34.983								
7	1	3:36.050	1:04.405	1:29.821	1:01.824	116.7	21:11.033								
8	1	4:18.180	1:19.807	1:51.633	1:06.740	97.7	25:29.213								